


Installation Manual

VW PASSAT 4DR
VW-PASS-4-D-18



Shades



Side Shades

Fixing Clips



CL-M05 x 6



CL-T01 x 1



Installation

VW PASSAT 4DR
VW-PASS-4-D-18

Components Needed



Side Shades



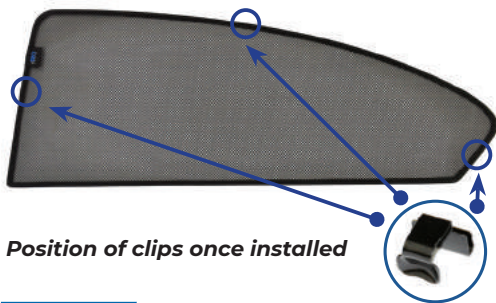
CL-M05 x 6



CL-T01 x 1

Side Shade Installation

STEP 1



Position of clips once installed

STEP 2



STEP 3




STEP 4



STEP 5



STEP 6



Installation

VW PASSAT 4DR
VW-PASS-4-D-18



Side Shade Installation

STEP 7



STEP 8



STEP 9



STEP 10



STEP 11



STEP 12



Repeat this whole process for the other side.