

# Installation Manual

VOLVO S90 4DR  
VOL-S90-4-A-18



## COMPONENTS INCLUDED



## FIXING CLIPS



CL-M02 x 4



CL-M03 x 2



CL-M12 x 2



# Side Shade Installation


VOLVO S90 4DR  
VOL-S90-4-A-18

## COMPONENTS NEEDED:




### STEP #1

ATTACH CLIPS ON SHADE EDGES





### STEP #2

POSITION THE SIDE SHADE



### STEP #3

INSERT CLIPS INSIDE WEATHERSTRIP



### STEP #4

ENSURE SECURELY FITTED IN PLACE



**CAR**  
SHADES