


Installation Manual

TOYOTA RAV4 5DR
TOY-RAV4-5-D-18



Shades



Side Shades

Fixing Clips



CL-M12 x 2



CL-M13 x 4



CL-M03 x 2



Installation

TOYOTA RAV4 5DR
TOY-RAV4-5-D-18

Components Needed



Side Shades



CL-M12 x 2



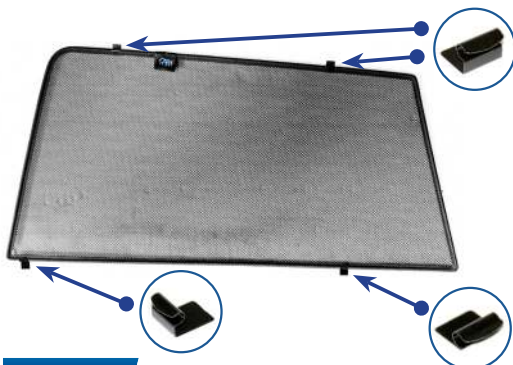
CL-M13 x 4



CL-M03 x 2

Side Shade Installation

STEP 1



STEP 2



STEP 3



STEP 4



STEP 5



STEP 6



Installation

TOYOTA RAV4 5DR
TOY-RAV4-5-D-18




Side Shade Installation

STEP 7



STEP 8



STEP 9



View from other side. Ensure both top clips fit between rubber seal

STEP 10



View from other side. Ensure bottom clip fits between rubber seal

STEP 11



Repeat this whole process for the other side