



Installation Manual

SKODA OCTAVIA 5DR
SKO-OCTA-5-D-18



Shades



Side Shades

Fixing Clips



CL-M03 x 2



CL-M11 x 6



Installation

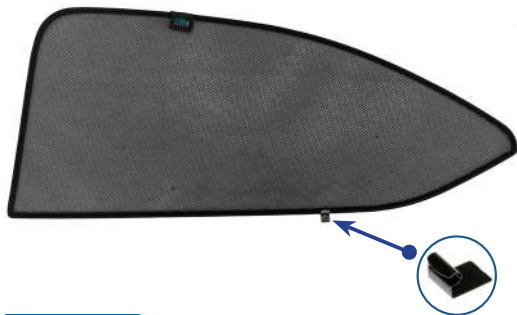
SKODA OCTAVIA 5DR
SKO-OCTA-5-D-18

Components Needed



Side Shade Installation

STEP 1



STEP 2



STEP 3



Peel back the rubber trim using the CL-T01 tool

STEP 4



STEP 5



Repeat steps 3 and 4 for the other M11 clips

STEP 6



Installation

SKODA OCTAVIA 5DR
SKO-OCTA-5-D-18



Side Shade Installation

STEP 7



STEP 8



STEP 9



STEP 10



STEP 11



STEP 12



Repeat this whole process for the other side.