

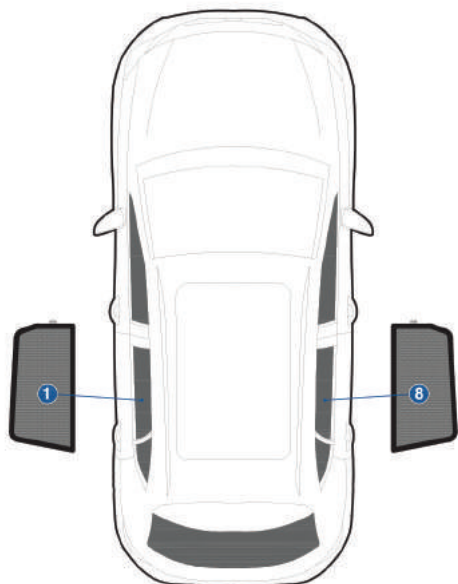
Installation Manual

SEAT ATECA 5DR
SEA-ATEC-5-A-18



COMPONENTS INCLUDED

SHADES



1+8

FIXING CLIPS



CL-M11 x 2



CL-M12 x 2



CL-T01 x 1

CAR
SHADES

Side Shade Installation

SEAT ATECA 5DR
SEA-ATEC-5-A-18

COMPONENTS NEEDED:



1+8



CL-M11 x 2



CL-M12 x 2

STEP #1

INSERT CLIPS INSIDE WEATHERSTRIP




STEP #2

ATTACH CLIPS ON SHADE EDGES



STEP #3

POSITION THE SIDE SHADE




STEP #4

ATTACH SIDE SHADE BEHIND CLIPS



STEP #5

ENSURE SECURELY FITTED IN PLACE



CAR
SHADES