

Installation Manual

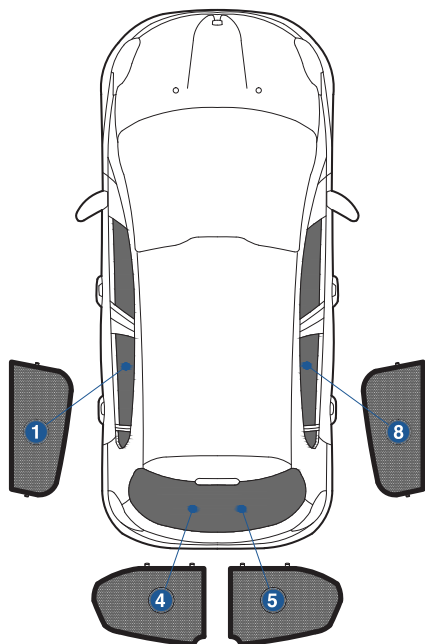
PEUGEOT 208 5DR

PEU-208-5-A



COMPONENTS INCLUDED

SHADES



FIXING CLIPS



CL-M02 x 4



CL-M05 x 4



CL-M14 x 1



CL-T01 x 1

Side Shade Installation

PEUGEOT 208 5DR
PEU-208-5-A

COMPONENTS NEEDED:




STEP #1

INSERT CLIPS INSIDE WEATHERSTRIP



STEP #2

POSITION THE SIDE SHADE




STEP #3

ATTACH SIDE SHADE BEHIND CLIPS



STEP #4

ENSURE SECURELY FITTED IN PLACE




CAR
SHADES

Rear Shade Installation

PEUGEOT 208 5DR
PEU-208-5-A


COMPONENTS NEEDED:



STEP #1 ATTACH CLIPS ON SHADE EDGES



STEP #2 POSITION THE REAR SHADE



STEP #3 INSERT CLIPS BEHIND INTERIOR TRIM



STEP #4 REPEAT THE PROCESS ON OTHER SHADE



STEP #5 ENSURE SECURELY FITTED IN PLACE

