

# Installation Manual

NISSAN PULSAR 5DR  
NIS-PULS-5-A-18



COMPONENTS INCLUDED

FIXING CLIPS



CL-M02 x 4



# Side Shade Installation


NISSAN PULSAR 5DR  
NIS-PULS-5-A-18

COMPONENTS NEEDED:




## STEP #1

ATTACH CLIPS ON SHADE EDGES




## STEP #2

POSITION THE SIDE SHADE




## STEP #3

INSERT CLIPS INSIDE WEATHERSTRIP



## STEP #4

ENSURE SECURELY FITTED IN PLACE



**CAR**  
SHADES