


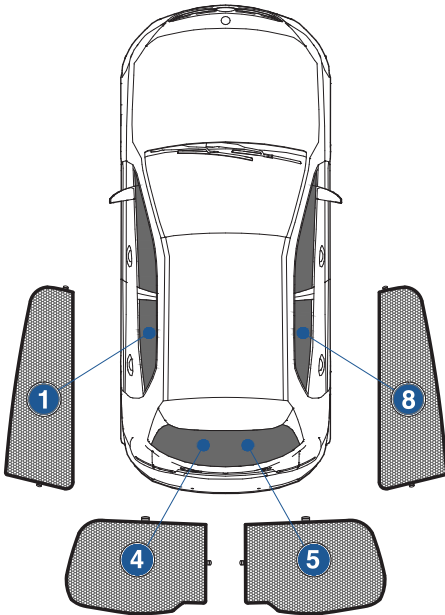
Installation Manual

**MERCEDES G CLASS 5DR
MB-GLA-5-A**



COMPONENTS INCLUDED

SHADES



FIXING CLIPS



CL-M12 x 2



CL-M05 x 4



CL-M14 x 1



CL-T01 x 1

Side Shade Installation

MERCEDES G CLASS 5DR
MB-GLA-5-A

COMPONENTS NEEDED:



STEP #1

INSERT CLIPS INSIDE WEATHERSTRIP



STEP #2

POSITION THE SIDE SHADE



STEP #3

ATTACH SIDE SHADE BEHIND CLIPS



STEP #4

ENSURE SECURELY FITTED IN PLACE



CAR
SHADES

Rear Shade Installation


MERCEDES G CLASS 5DR
MB-GLA-5-A

COMPONENTS NEEDED:




STEP #1

ATTACH CLIPS ON SHADE EDGES



STEP #2

POSITION THE REAR SHADE




STEP #3

INSERT CLIPS BEHIND INTERIOR TRIM



STEP #4

REPEAT THE PROCESS ON OTHER SHADE



STEP #5

ENSURE SECURELY FITTED IN PLACE

