

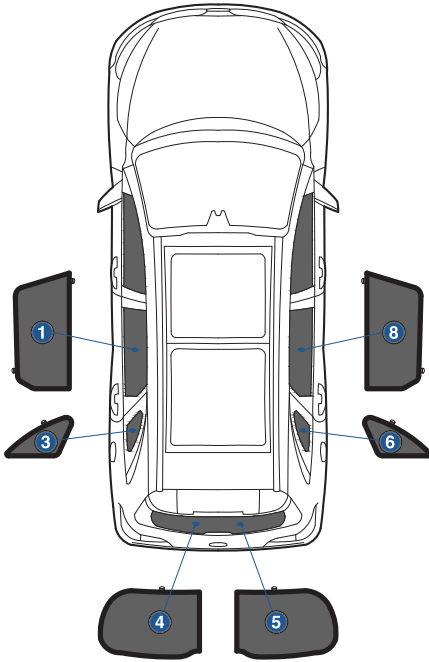
# Installation Manual

KIA SORENTO 5DR  
KIA-SORE-5-C



## COMPONENTS INCLUDED

## SHADES



## FIXING CLIPS



**CL-M02 x 2**



**CL-M12 x 2**



**CL-M05 x 4**



**CL-M14 x 1**



**CL-T01 x 1**

# Side Shade Installation

KIA SORENTO 5DR  
KIA-SORE-5-C

## COMPONENTS NEEDED:



### STEP #1

INSERT CLIPS INSIDE WEATHERSTRIP



### STEP #2

POSITION THE SIDE SHADE




### STEP #3

ATTACH SIDE SHADE BEHIND CLIPS



### STEP #4

ENSURE SECURELY FITTED IN PLACE



**CAR**<sup>®</sup>  
SHADES

# Quarter Light Shade Installation

KIA SORENTO 5DR  
KIA-SORE-5-C

## COMPONENTS NEEDED:



### STEP #1

ATTACH CLIPS ON SHADE EDGES



### STEP #2

INSERT CLIPS BEHIND INTERIOR TRIM



### STEP #3

ENSURE SECURELY FITTED IN PLACE



# Rear Shade Installation


KIA SORENTO 5DR  
KIA-SORE-5-C

## COMPONENTS NEEDED:




### STEP #1

ATTACH CLIPS ON SHADE EDGES



### STEP #2

POSITION THE REAR SHADE



### STEP #3

INSERT CLIPS BEHIND INTERIOR TRIM




### STEP #4

REPEAT THE PROCESS ON OTHER SHADE



### STEP #5

ENSURE SECURELY FITTED IN PLACE



**CAR**<sup>®</sup>  
SHADES