

# Installation Manual

FORD S-MAX 5DR  
FOR-SMAX-5-C-18



## COMPONENTS INCLUDED



## FIXING CLIPS



CL-M03 x 4




CL-M12 x 4



# Side Shade Installation

FORD S-MAX 5DR  
FOR-SMAX-5-C-18

COMPONENTS NEEDED:




## STEP #1

ATTACH CLIPS ON SHADE EDGES





## STEP #2

POSITION THE SIDE SHADE




## STEP #3

INSERT CLIPS INSIDE WEATHERSTRIP



## STEP #4

ENSURE SECURELY FITTED IN PLACE



**CAR**  
SHADES