

Installation Manual

DACIA SANDERO STEPWAY
DAC-SAND-5-B-18



COMPONENTS INCLUDED



FIXING CLIPS



CL-M05 x 4




CL-T01 x 1



Side Shade Installation

DACIA SANDERO STEPWAY
DAC-SAND-5-B-18

COMPONENTS NEEDED:



STEP #1

INSERT CLIPS INSIDE WEATHERSTRIP




STEP #2

POSITION THE SIDE SHADE




STEP #3

ATTACH SIDE SHADE BEHIND CLIPS



STEP #4

ENSURE SECURELY FITTED IN PLACE



CAR
SHADES