

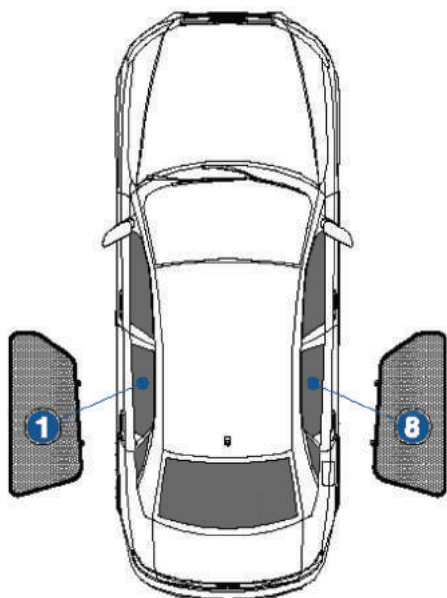
Installation Manual

AUDI A4 EST
AU-A4-E-B-18



COMPONENTS INCLUDED

SHADES



1+8

FIXING CLIPS



CL-M02 x 4

CAR[®]
S H A D E S

Side Shade Installation

AUDI A4 EST
AU-A4-E-B-18

COMPONENTS NEEDED:




1+8



CL-M02 x 4


STEP #1

ATTACH CLIPS ON SHADE EDGES




STEP #2

POSITION THE SIDE SHADE




STEP #3

INSERT CLIPS INSIDE WEATHERSTRIP



STEP #4

ENSURE SECURELY FITTED IN PLACE



CAR
SHADES