

Installation Manual

AUDI A4 4DR
AU-A4-4-C-18



COMPONENTS INCLUDED



FIXING CLIPS



CL-M02 x 6



CL-M13 x 2



Side Shade Installation


AUDI A4 4DR
AU-A4-4-C-18

COMPONENTS NEEDED:




STEP #1

ATTACH CLIPS ON SHADE EDGES




STEP #2

POSITION THE SIDE SHADE




STEP #3

INSERT CLIPS INSIDE WEATHERSTRIP



STEP #4

ENSURE SECURELY FITTED IN PLACE



CAR
SHADES